



## MEMORANDUM

### TOWN OF PONCE INLET OFFICE OF THE PUBLIC SAFETY DIRECTOR

*The Town of Ponce Inlet staff shall be professional, caring, and fair in delivering community excellence while ensuring Ponce Inlet citizens obtain the greatest value for their tax dollar.*

To: Mike Disher, Town Manager AICP, Town Manager  
From: Daniel Scales, Public Safety Director  
Date: September 6, 2024  
Subject: August 2024 Fire Department Report

---

Attached to this memo are the following items.

- Department incident summary for the month of August (with graph)
- Incident concentration heat maps
- August fire training summary for the fire department
- Summary of activities from the fire department Office Manager

The Ponce Inlet Fire Department (PIFD) responded to 93 incidents for the month of August, with 66 of the responses falling under the EMS category.

The fire department transported 53 patients in August: 28 transports from Ponce Inlet, 25 from out-of-district; the average number of transports in 24 hours was 1.8.

In August the fire department continued its firefighting skills training by practicing driver training of the fire apparatus and conducting hose deployment drills.

The department also visited various condominiums and commercial properties updating pre-fire response plans.

A Driver/Engineer promotional process was conducted with three employees competing for the position. Assessors from neighboring departments assisted as evaluators in the process. The final results of the process will be announced in September.

As we head into the peak of hurricane season, remember that it only takes one storm to impact the community. Individual storm preparations are essential to assure you are as prepared as possible for any event.

Please check out the Town's website for additional emergency management information.

Fire Department turnout data is included with the other call related information. The fire department's goal is to have the 90<sup>th</sup> percentile time for both medical and fire calls meet the NFPA standards. In August, the fire department met the 90<sup>th</sup> percentile for fire responses. The 90<sup>th</sup> percentile for fire department EMS responses for August was close to the NFPA standard.

To provide the public with more fire department response data, we are including hyperlinks to heat maps of the various fire department responses. The intent of the heat maps is to demonstrate concentrations of calls within the community. This is a requirement of the accreditation process. Links to the heat maps can also be found on the Town's website under the fire department section.

NOTE: Each map link will launch in an individual web browser.

Link to Ponce Inlet's August fire department call responses:

[https://app.mapline.com/map/map\\_61025dd/Qz9OPxUUPz8UPz8UPmgUTz86dD99Pz8UPz83PwJtPz8uP15bPy](https://app.mapline.com/map/map_61025dd/Qz9OPxUUPz8UPz8UPmgUTz86dD99Pz8UPz83PwJtPz8uP15bPy)

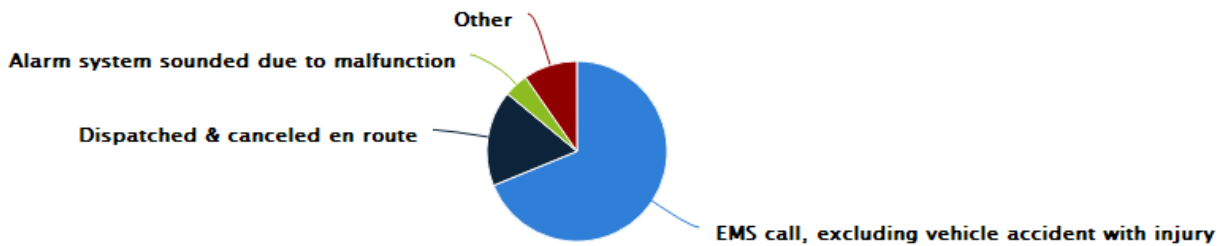
Link to Ponce Inlet's August EMS call type responses:

[https://app.mapline.com/map/map\\_7a193e83/PR4UbT8cR3ULZTVLPz8UND8hP1RXGlgUJVCUP1kIPz8LFCN2LT](https://app.mapline.com/map/map_7a193e83/PR4UbT8cR3ULZTVLPz8UND8hP1RXGlgUJVCUP1kIPz8LFCN2LT)

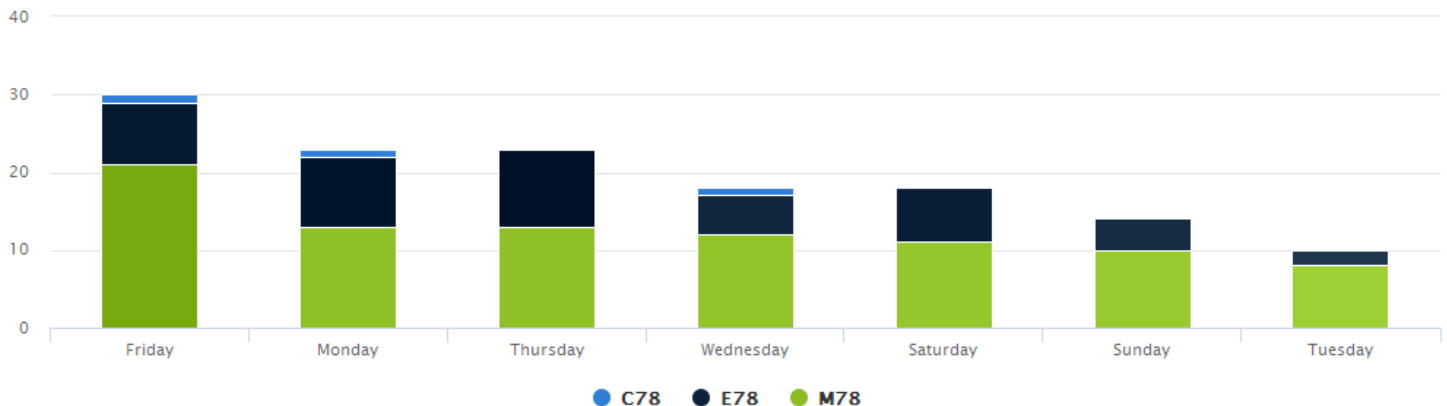
Link to Ponce Inlet's August fire call type responses:

[https://app.mapline.com/map/map\\_a6d0be7/P2YUYwkbGj8ETT85LkIUZD9YPz87Pz8oPzgUPz9KGGEUJz8UPz](https://app.mapline.com/map/map_a6d0be7/P2YUYwkbGj8ETT85LkIUZD9YPz87Pz8oPzgUPz9KGGEUJz8UPz)

### Counts by Incident Type



### Counts by Day and Apparatus



# Ponce Inlet Fire Department Incident Summary

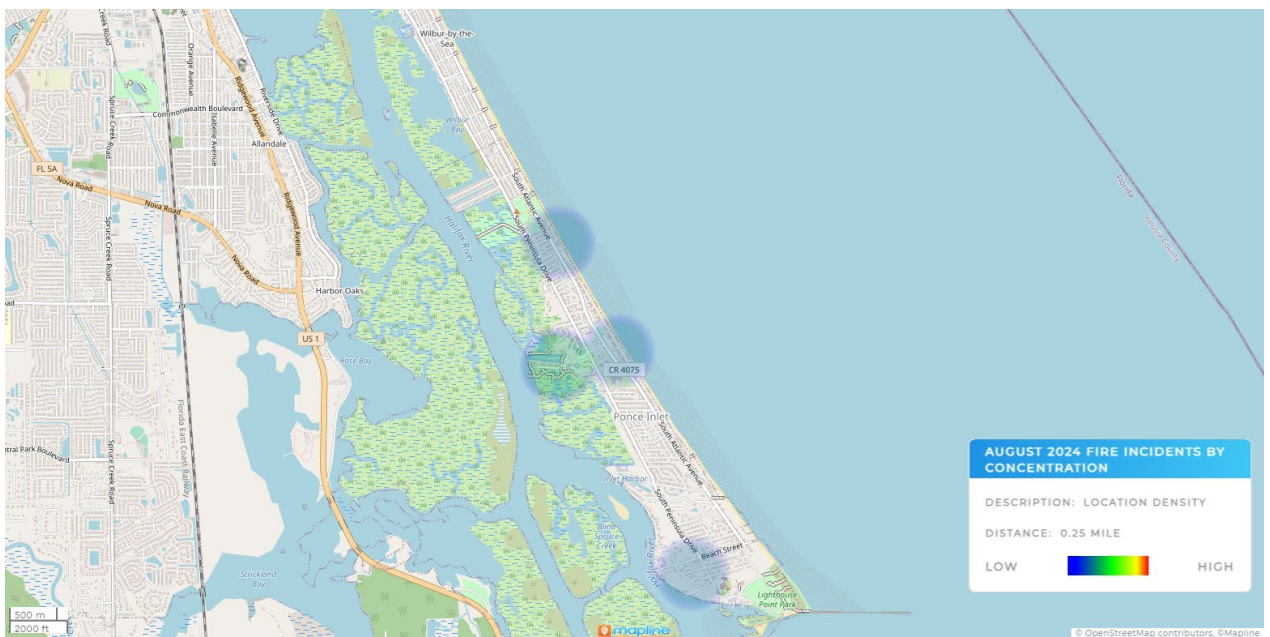
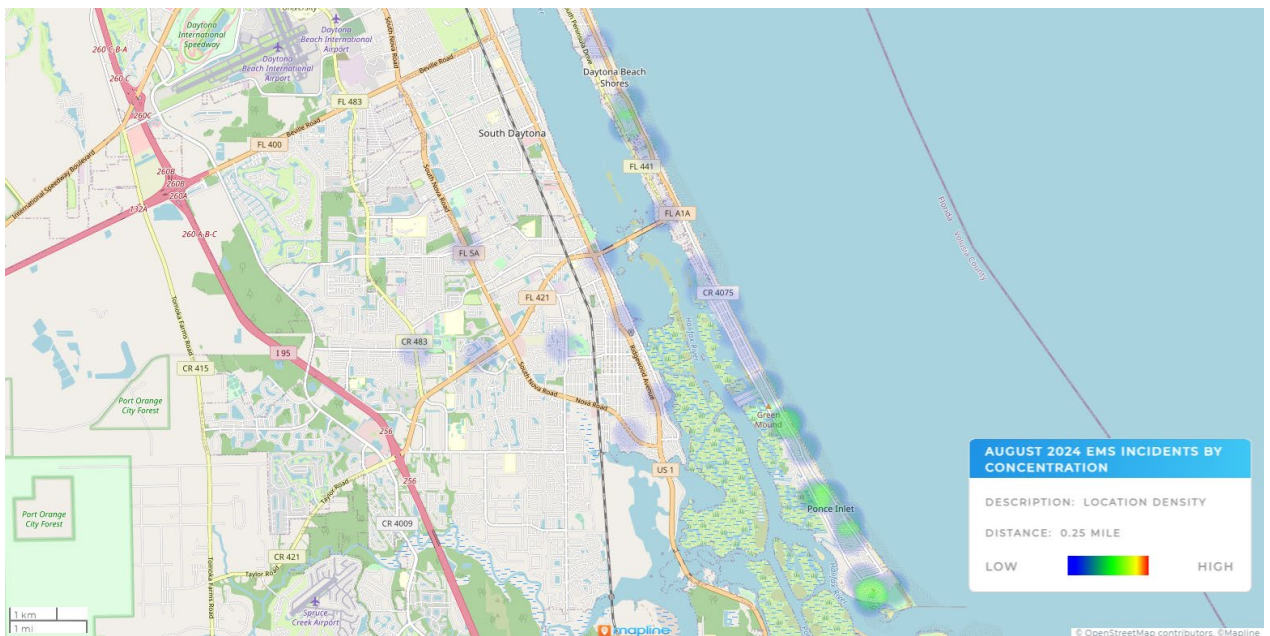
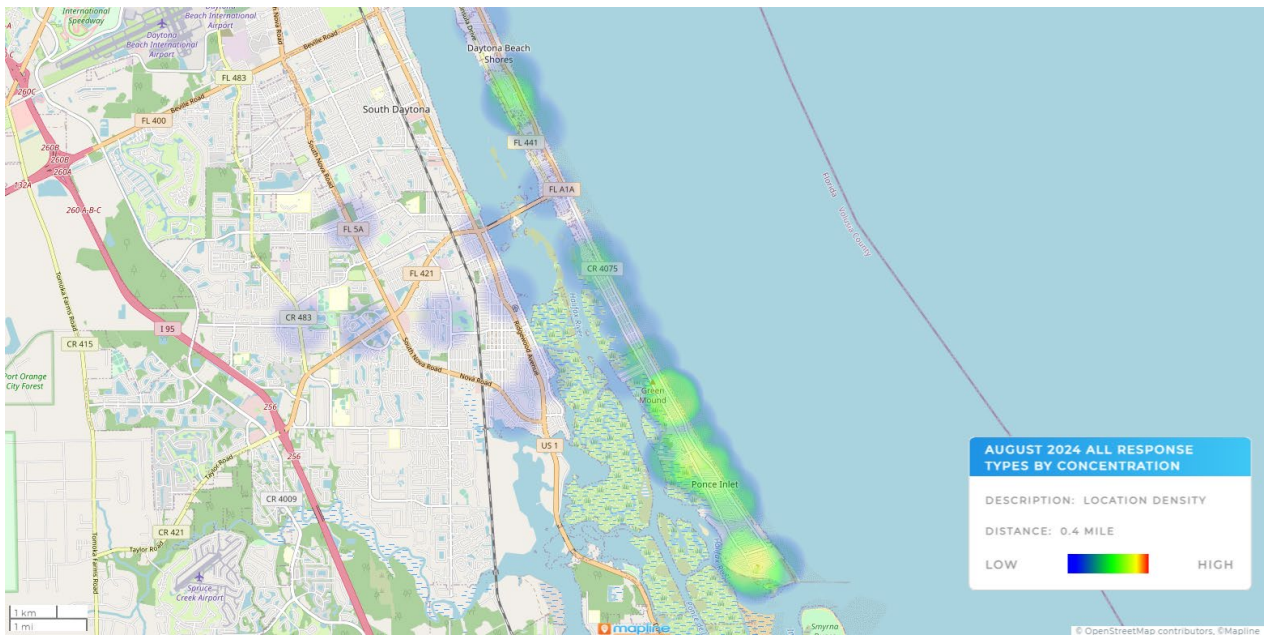
## August 1 through August 31, 2024

<b>Total Monthly Department Responses</b>	<b>93</b>
Fire Incident Types	27
EMS Incident Types	66
Average Response per 24hr Shift for August	3.0
<b>Total Response for Year-to-Date</b>	<b>736</b>
Average Response per 24hr Shift Year-to-Date	3.0

Fire Service Incident Types	
Hazardous Conditions/No Fire	1
Service Call	3
Good Intent	17
False Alarm	6
Miscellaneous	0
Fire	0

Unit Turnout Time Analysis	
Reaction Time	
<b>Medical</b>	
Average	60 secs
Lowest	00 secs
Highest	205 secs
90 <sup>th</sup> Percentile	97 secs
<b>Fire</b>	
Average	53 secs
Lowest	00 secs
Highest	118 secs
90 <sup>th</sup> Percentile	88 secs
<b>Reaction Time</b> - time from dispatch notification to time unit goes enroute	
NFPA 1710 Recommends . <b>60 secs</b> reaction time for 90% of <b>EMS</b> incidents	
NFPA 1710 Recommends <b>80 secs</b> reaction time for 90% of <b>fire service</b> incidents	

EMS Incidents and Transports	
Transports	53
Non-transports	13
<i>Transports Originating Within Ponce Inlet</i>	28
<i>Transports Originating Outside of Ponce Inlet</i>	25
<i>In-District Transport Assisted by Outside Agency (not included transport totals)</i>	
Ponce Inlet Transporting from In-District	1
Ponce Inlet Transporting from Out-of-District	1
<i>Transport Destinations</i>	
Halifax Port Orange	27
Halifax Daytona	14
Advent Daytona	6
Advent Port Orange	5
Advent New Smyrna Beach	1
<i>Total EMS Transports Year-to-Date</i>	
In-District Transports	128
Out of District Transports	249
Average Transports per 24hr Shift for August	1.8
Average Transports per 24hr Shit Year-to-date	1.6



# Completions - Aggregated

Type:

Completions - Aggregated

Run Date:

Sep 3, 2024 7:38 AM

Shared with:

Not Shared

Filters:

Users: 15 selected

Type: All Assignments

Completion Date Range: From 08/01/2024 To 08/31/2024

User Status: Active, Offline

<b>First Name</b>	<b>Last Name</b>	<b>Completions</b>	<b>Duration (hours)</b>
Andy	Inman	85	70.55
Bo	Godawa	45	52.48
Branden	Garcia	60	36.72
Crystal	Austell	89	50.49
Eric	Baxa-Breedlove	84	87.38
Gage	Kananen	93	82.05
Igor	Kojadinovic	25	19.24
Jeff	Lord	103	89.38
Joe	Maleski	47	32.56
John	Juliano	73	71.72
Juan	Abad	40	21.82
Juan	Feliciano	35	22.48
Ray	Reneker	149	120.83
Ryan	Burke	17	13.16
Steven	Tornelli	73	48.72



**MEMORANDUM**  
**TOWN OF PONCE INLET**  
**FIRE DEPARTMENT**

*The Town of Ponce Inlet staff shall be professional, caring, and fair in delivering community excellence while ensuring Ponce Inlet citizens obtain the greatest value for their tax dollar.*

To: Dan Scales, Public Safety Director  
From: Becky Hugler, FD Office Manager/PIO/Website Administrator  
Date: September 1, 2024  
Subject: Monthly Report for August 2024

- 
- Completed Payroll
  - Invoices/PO's as needed for Fire Department and Parks/Rec department, scanned all documentation for purchase orders into Tyler Content Management also monitor all office managers purchase order entries each week
  - Continued class A and job shirts uniform ordering process for this fiscal year for entire department
  - PIO meeting with Daytona Beach Shores and Port Orange
  - Attended webinar on Civic Plus Recreation software
  - Met with IT to set up AV needs for the Town Hall
  - Attended the Town Hall meeting as PIO
  - Made building permits ADA compliant and posted to website
  - Met with Target Solutions on possible payroll solution
  - Trained with new Museum personnel on adding events to town calendar and sending out emails to residents. Scheduled all events thru December.
  - Attended the August Town Council meeting
  - Completed the budget cover for FY 24/25
  - Attended FMCA webinar on Social Media best practice's for election season
  - Ran status reports on town website and made corrections
  - Updated all crew information in Target Solutions (paramedic clearing)
  - Posted all departments monthly reports to website
  - Added and deleted Town employees to the website, the FEMA class spreadsheet, and Code Red
  - Monitored and posted to Facebook page and Nextdoor accounts for the town(water service, election day, Code Red sign ups, tropical weather updates and sandbag info, back to school tax holidays, PD crosswalk safety program, Town Hall info, election results, Mayor's updates)
  - Sent out 11 emails to town subscribers
  - Attended Civic Plus webinar about website accessibility

**Top 5 pages visited on the Town of Ponce Inlet website for August 2024**

1. Building/Permitting
2. Job Openings
3. Agendas/Minutes
4. Facilities/Ponce Preserve
5. Bids